



# KEY PERFORMANCE

## 29%

Increase in Net Sales

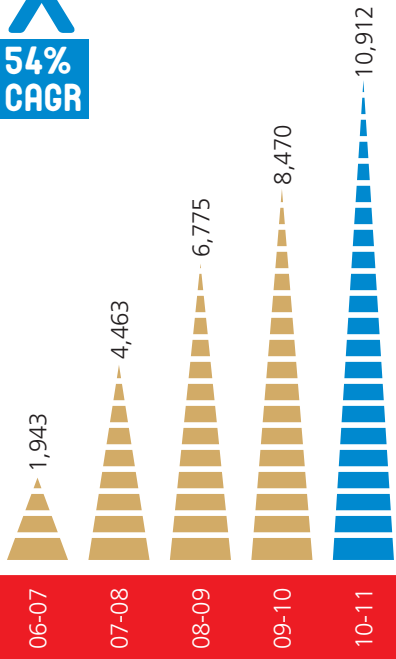


From ₹ 8,470 mn  
in 2009-10 to  
₹ 10,912 mn  
in 2010-11

### NET SALES

(₹ mn)

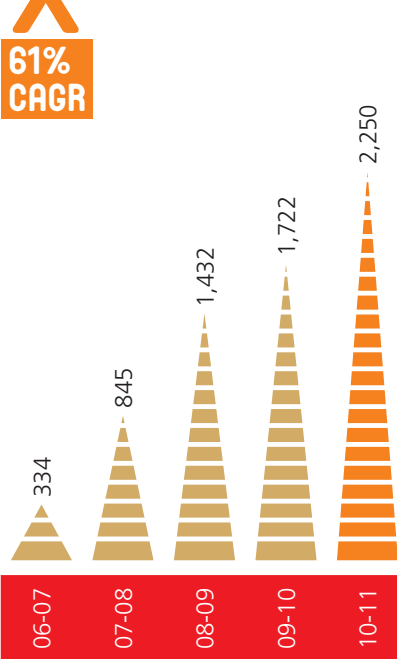
**54%  
CAGR**



### NET PROFIT

(₹ mn)

**61%  
CAGR**



## 41%

Rise in EBIDTA

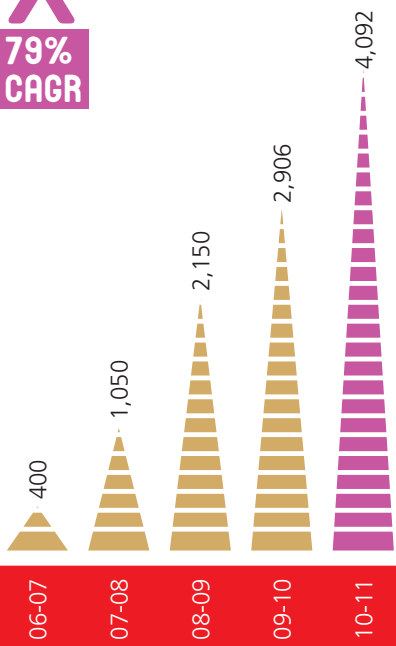


From ₹ 2,906 mn  
in 2009-10 to  
₹ 4,092 mn  
in 2010-11

### EBIDTA

(₹ mn)

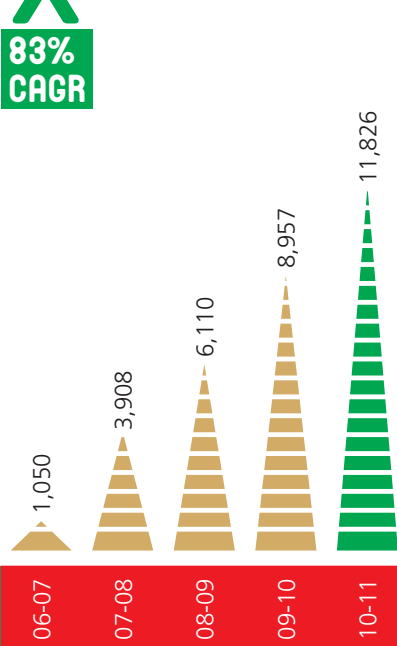
**79%  
CAGR**



### NET WORTH

(₹ mn)

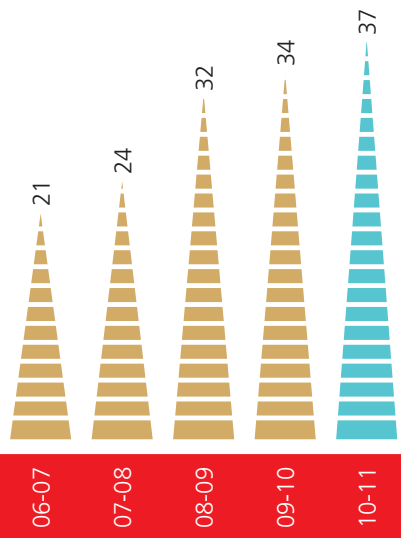
**83%  
CAGR**



# INDICATORS

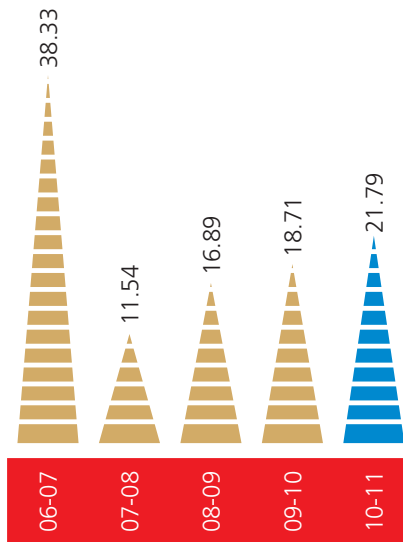
## EBIDTA MARGIN

%



## EPS

(₹)



### 300BPS

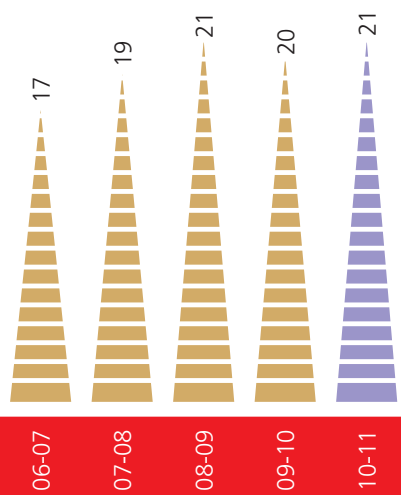


Rise in EBIDTA Margin

From 34%  
in 2009-10 to  
37% in 2010-11

## NET MARGIN

%



### 100BPS



Rise in NET Margin

From 20%  
in 2009-10 to  
21% in 2010-11